**Multiple District 27**

**As of October 2026 Cumulative**

| Year | New Clubs | Dropped Clubs | Gain/ Loss Clubs | New Members | Charter Members | Reinstate Members | Transfer Members | Total Member Added | Total Members Dropped | Gain/ Loss Members |
|---|---|---|---|---|---|---|---|---|---|---|
| 2022-2023 | 2 | 3 | -1 | 1,422 | 53 | 57 | 72 | 1,604 | 1,704 | -100 |
| 2023-2024 | 1 | 3 | -2 | 1,320 | 49 | 56 | 74 | 1,499 | 1,535 | -36 |
| 2024-2025 | 2 | 5 | -3 | 1,209 | 45 | 94 | 88 | 1,436 | 1,716 | -280 |
| 2025-2026 | 1 | 4 | -3 | 1,336 | 21 | 114 | 88 | 1,559 | 1,772 | -213 |
| 2026-2027 | 0 | 1 | -1 | 403 | 0 | 47 | 16 | 466 | 371 | 95 |
| **Average** | **1** | **3** | **-2** | **1,138** | **34** | **74** | **68** | **1,313** | **1,420** | **-107** |

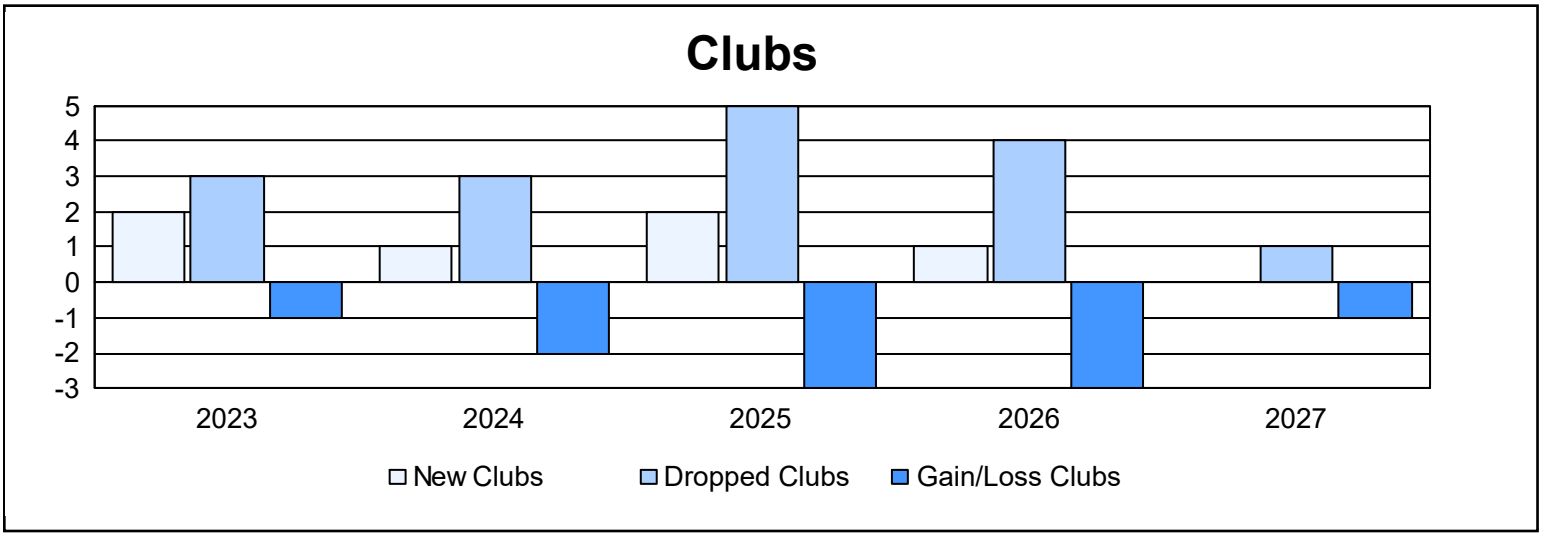


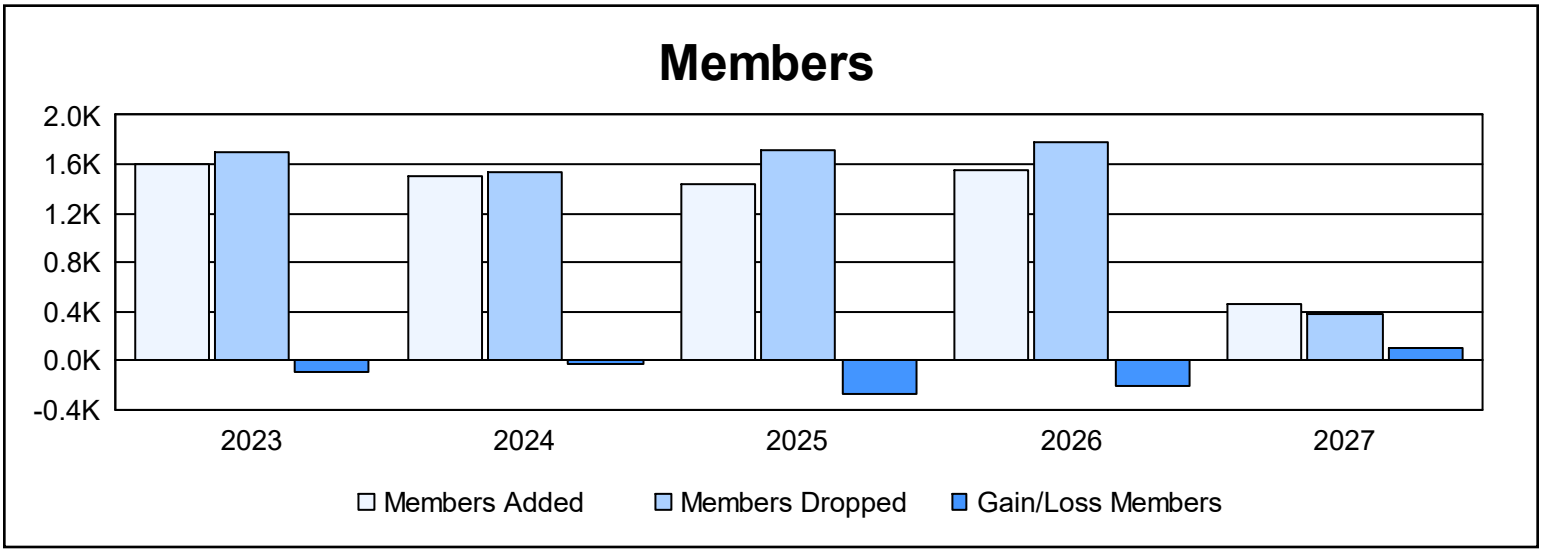

## Membership Composition

October 2026 Cumulative

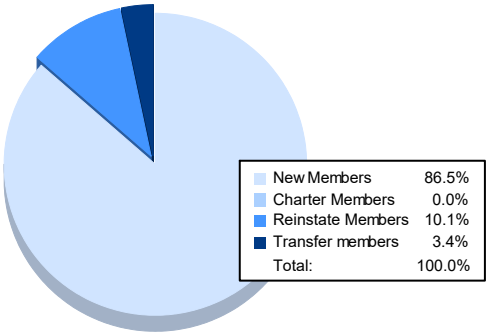

| | |
|---|---|
| New Members | 86.5% |
| Charter Members | 0.0% |
| Reinstate Members | 10.1% |
| Transfer members | 3.4% |
| Total: | 100.0% |

## Gender Composition

October 2026 Cumulative

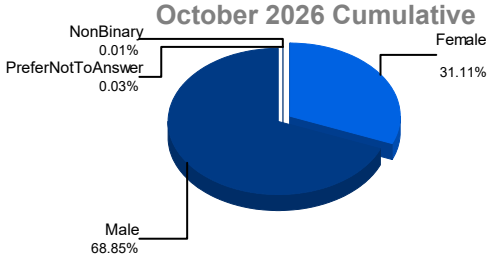


| | |
|---|---|
| Female | 31.11% |
| Male | 68.85% |
| PreferNotToAnswer | 0.03% |
| NonBinary | 0.01% |
| Total: | 100.00% |